


Job Name: _____	Client Name: _____
Job Location - City: _____ State: _____	Created By: _____ Date: _____
Product: _____ Quote: _____	Customer Approval: _____ Date: _____

FEATURES


- Aesthetically pleasing family for lighting and traffic applications
- Clamshell design for quick, easy assembly
- Durable, high quality aluminum casting provides clean, crisp details
- Hexagonal base with clean, beveled corners
- Provided with stainless steel hardware
- Tamper proof hardware available as special order
- Long-lasting finish available in a variety of colors
- Install on existing poles to enhance streetscape

POLE BASE DIAMETER RANGE		DIMENSIONS OF BASE COVER				QTY OF ACCESS DOORS	MODEL NUMBER
TAPERED 0.14"/FT (IN)	NON-TAPERED (IN)	FLAT TO FLAT (IN)	POINT TO POINT (IN)	HEIGHT (IN)			
5.90 - 8.50	5.00 - 8.25	20.57	23.75	44.05	2	SL20AC	
9.00 - 11.50	8.50 - 11.25	23.82	27.50	44.25	2	SL24AC	
12.00 - 14.00	11.50 - 13.38	26.63	30.75	43.75	2	SL27AC	
14.50 - 16.00	14.00 - 15.00	29.88	34.50	44.25	2	SL30AC	


All dimensions shown are nominal and do not include handhole, baseplate or anchor bolt projections.



SL20AC



SL24AC



SL27AC



SL30AC

PRODUCT ORDERING CODES

MODEL NUMBER	COLOR*	POLE BASE OD (IN)	BASE PLATE			ANCHOR BOLTS		HANDHOLE	
			BOLT CIRCLE DIA (IN)	SQUARE (IN)	THICKNESS (IN)	DIAMETER (IN)	PROJECTION (IN)	SIZE W x H (IN)	CENTER LINE HEIGHT (IN)
SL20AC SL24AC SL27AC SL30AC	STEEL WH = White ST = Sandstone BK = Black SM = Silver Metallic SL = Silver LG = Light Gray SG = Slate Gray DT = Dark Tan MB = Medium Bronze CB = Bronze DB = Dark Bronze BN = Brown HG = Hunter Green DG = Dark Green RD = Red SC = Special Color (Contact Factory)	ALUMINUM DWH = White DSS = Sandstone BR = Burgundy HG = Hunter Green DNA = Natural Aluminum DCG = Charcoal Gray DMB = Medium Bronze SBN = Sanded Brown DNB = New Dark Bronze DDB = Dark Bronze SBK = Sanded Black DBL = Black DSB = Steel Blue DTG = Dark Green DBR = Red SC = Special Color (Contact Factory)							

1. Model Number, Color and Pole Base OD required on all orders.
2. Additional information required when ordering separate from poles.

* Choose steel or aluminum when used in conjunction with the appropriate pole material.

STYLUS-SL


Cast Aluminum - Clamshell



STRUCTURES

Job Name: _____	Client Name: _____
Job Location - City: _____ State: _____	Created By: _____ Date: _____
Product: _____ Quote: _____	Customer Approval: _____ Date: _____

BASE COVER CLOSE-UP



SPC7261 03/13 valmontstructures.com carries the most current spec information and supersedes these guidelines.