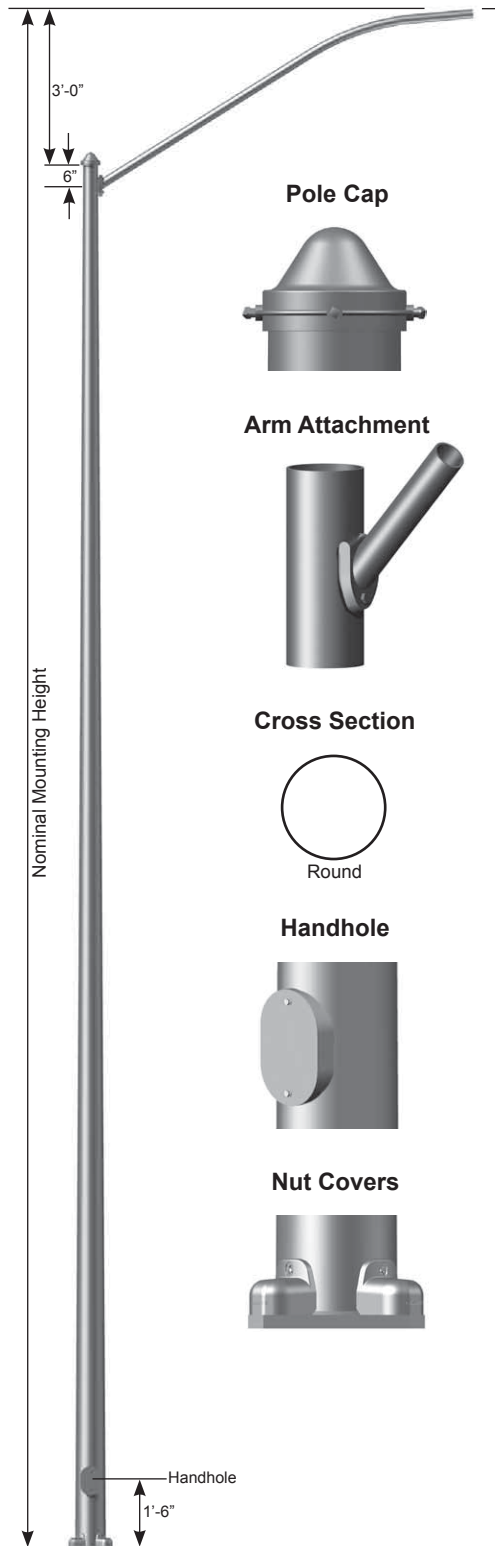


Job Name: _____	Client Name: _____
Job Location - City: _____ State: _____	Created By: _____ Date: _____
Product: _____ Quote: _____	Customer Approval: _____ Date: _____



SPECIFICATIONS

Pole - The pole shaft conforms to ASTM A595 Grade A with a constant linear taper of 0.14 in/ft.

Pole Top - A removable pole cap with hardware is provided.

Luminaire Arm - Luminaire arms are made from 2" schedule 40 pipe (2.38" OD) with a minimum yield strength of 36,000 psi. Double luminaire arms are oriented 180° apart. For other orientations please consult factory.

Luminaire Arm Attachment - Connection allows arm to be erected and held in place by gravity and secured by a single bolt.

Handhole - A covered handhole and grounding provision with hardware is provided.

Nut Covers - Anchor bolt nut covers with hardware are provided.

Full Base Cover - Optional two-piece full base cover is fabricated from ABS plastic. Valmont reserves the right to provide an optional two-piece steel full base cover on some applications depending upon the finish requirement and/or pole base diameter.

Anchor Base - The anchor base (base plate) conforms to ASTM A36.

Anchor Bolts - Anchor bolts conform to ASTM F1554 Grade 55 and are provided with two hex nuts and two flat washers. Bolts have an "L" bend on one end and are galvanized a minimum of 12" on the threaded end.

Hardware - All structural fasteners are galvanized high strength carbon steel. All non-structural fasteners are galvanized or zinc-plated carbon steel or stainless steel.

Finish - Standard finishes are galvanized, prime painted or any of Valmont's V-PRO™ Protection Systems. Additional finish options available upon request.

Design Criteria - Please reference Design Criteria Specification for appropriate design conditions.

ARM DATA

Double Arm Arrangement




Pole Cap



Arm Attachment



Cross Section



Handhole



Nut Covers



ROUND TAPERED STEEL

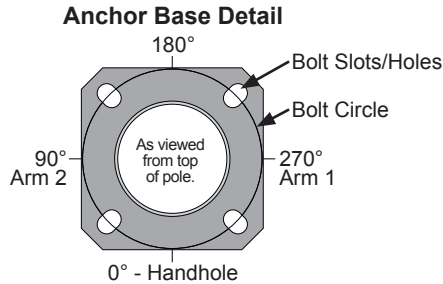
Smooth

DS50 / 20'-30'

Job Name: _____	Client Name: _____
Job Location - City: _____ State: _____	Created By: _____ Date: _____
Product: _____ Quote: _____	Customer Approval: _____ Date: _____

ANCHORAGE DATA

POLE BASE OD (IN)	BASE PLATE				ANCHOR BOLTS		
	BOLT CIRCLE		SQUARE (IN)	THK (IN)	DIA x LENGTH x HOOK (IN)	PROJECTION (IN)	± (IN)
DIA (IN)	± (IN)						
5.90	9.00	0.50	10.00	0.875	1.00 x 36.00 x 4.00	4.13	0.25
6.50	9.50	0.50	10.50	0.875	1.00 x 36.00 x 4.00	4.13	0.25
6.60	9.50	0.50	10.50	0.875	1.00 x 36.00 x 4.00	4.13	0.25
7.00	10.00	0.50	10.88	0.875	1.00 x 36.00 x 4.00	4.13	0.25
7.50	10.50	0.50	11.25	0.875	1.00 x 36.00 x 4.00	4.13	0.25



LOAD AND DIMENSIONAL DATA

NOMINAL MOUNTING HEIGHT	DESIGN INFORMATION				POLE DIMENSIONS				MODEL NUMBER
	QUANTITY OF ARMS	MAX ARM LENGTH (FT)	100 MPH w/1.3 GUST		BASE OD (IN)	TOP OD (IN)	WALL THK (GA)	STRUCTURE WEIGHT ² (LBS)	
			MAX LUMINAIRE EPA ¹ (SQFT)	MAX LUMINAIRE WEIGHT ¹ (LBS)					
20'-0"	Single	8	2.0	75	5.90	3.52	11	160	R590A170
	Single	8	2.0	75	6.50	4.12	11	180	R650A170
	Double	8	2.0	75	5.90	3.52	11	200	R590A170
25'-0"	Single	8	2.0	75	5.90	2.82	11	185	R590A220
	Single	8	2.0	75	7.00	3.92	11	220	R700A220
	Double	8	2.0	75	5.90	2.82	11	220	R590A220
	Double	8	2.0	75	7.00	3.92	11	255	R700A220
30'-0"	Single	6	2.0	75	6.60	2.82	11	230	R660A270
	Single	8	2.0	68	6.60	2.82	11	232	R660A270
	Single	8	2.0	75	7.50	3.72	11	260	R750A270
	Double	6	2.0	75	6.60	2.82	11	265	R660A270
	Double	8	2.0	75	7.50	3.72	11	300	R750A270

DS50 32'-45'
Mounting Heights
 available at
valmontstructures.com

- EPA represents the Effective Projected Area of each luminaire. Designs are limited to one luminaire per arm. Variations from sizes above are available upon inquiry at the factory. Satisfactory performance of poles is dependent upon the pole being properly attached to a supporting foundation of adequate design.
- Structure Weight is a nominal value which includes the pole shaft, base plate and luminaire arm(s) only.

PRODUCT ORDERING CODES

DESIGN SERIES	MODEL NUMBER	FIXTURE MOUNTING	FINISH	COLOR	V-PRO™ PROTECTION SYSTEM	OPTIONS
DS50	R590A170 R650A170 R590A220 R700A220 R660A270 R750A270	4S = 4' Single 4D = 4' Double 6S = 6' Single 6D = 6' Double 8S = 8' Single 8D = 8' Double	GV = Galvanize PP = Prime Paint FP = Finish Paint GF = Galvanized + Finish Paint	-- = Galvanize -- = Prime Paint WH = White ST = Sandstone BK = Black SM = Silver Metallic SL = Silver LG = Light Gray SG = Slate Gray DT = Dark Tan MB = Medium Bronze CB = Bronze DB = Dark Bronze BN = Brown HG = Hunter Green DG = Dark Green RD = Red SC = Special Color (Contact Factory)	-- = Galvanize -- = Prime Paint V1 = V-PRO 1 Basic 1 Coat Powder. V2 = V-PRO 2 2 Coat Powder or Liquid. Includes epoxy primer & top coat. V3 = V-PRO 3 2 Coat Powder or Liquid. Includes zinc primer & top coat. V4 = V-PRO 4 2 Coat Powder or Liquid. Includes zinc primer & premium top coat.	See Accessories at valmontstructures.com (Please Specify)