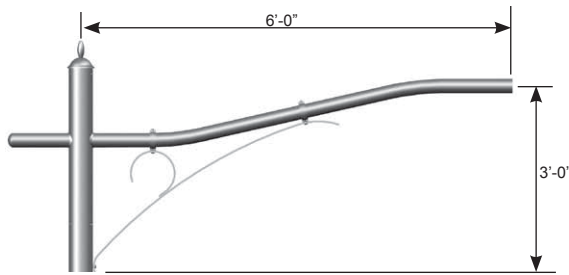
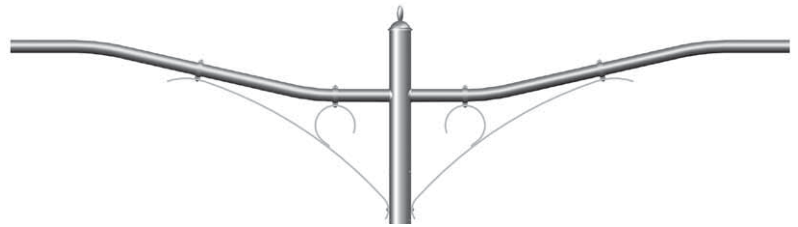


Job Name: _____	Client Name: _____
Job Location - City: _____ State: _____	Created By: _____ Date: _____
Product: _____ Quote: _____	Customer Approval: _____ Date: _____

SPECIFICATIONS



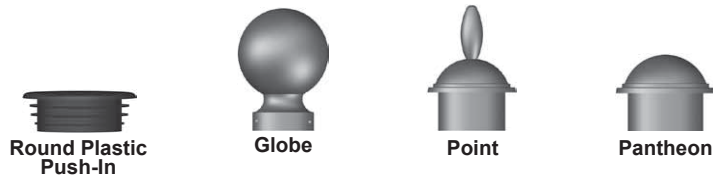
AV481LO



AV482LO

ARM TYPE	ARM ATTACHMENT	EPA (SQ FT)	WEIGHT (LBS)	MODEL NUMBER
Single	3.50" OD x 12.00" Tenon	2.7	30	AV481LO
Double - 180°	3.50" OD x 12.00" Tenon	4.2	48	AV482LO

FINIALS



PRODUCT ORDERING CODES

DESIGN SERIES	MODEL NUMBER	LUMINAIRE MOUNTING	FINIAL	COLOR*		OPTIONS
PTA						
	AV481LO AV482LO	D2 = 1.50" NPS Nipple E2 = 2.38" OD Slipfit T2 = 2.38" OD x 3.00" T3 = 3.00" OD x 3.00" ST = Special Tenon (Specify)	F = Round Plastic Push-In G = Globe P = Point R = Pantheon	STEEL WH = White ST = Sandstone BK = Black SM = Silver Metallic SL = Silver LG = Light Gray SG = Slate Gray DT = Dark Tan MB = Medium Bronze CB = Bronze DB = Dark Bronze BN = Brown HG = Hunter Green DG = Dark Green RD = Red SC = Special Color (Contact Factory)	ALUMINUM DWH = White DSS = Sandstone BR = Burgundy HG = Hunter Green DNA = Natural Aluminum DCG = Charcoal Gray DMB = Medium Bronze SBN = Sanded Brown DNB = New Dark Bronze DDB = Dark Bronze SBK = Sanded Black DBL = Black DSB = Steel Blue DTG = Dark Green DBR = Red SC = Special Color (Contact Factory)	See Accessories at valmontstructures.com (Please Specify)

* Choose steel or aluminum when used in conjunction with the appropriate pole material. Color applies to vertical upright, luminaire arm and finial.

SPC7059 04/09 valmontstructures.com carries the most current spec information and supersedes these guidelines.