








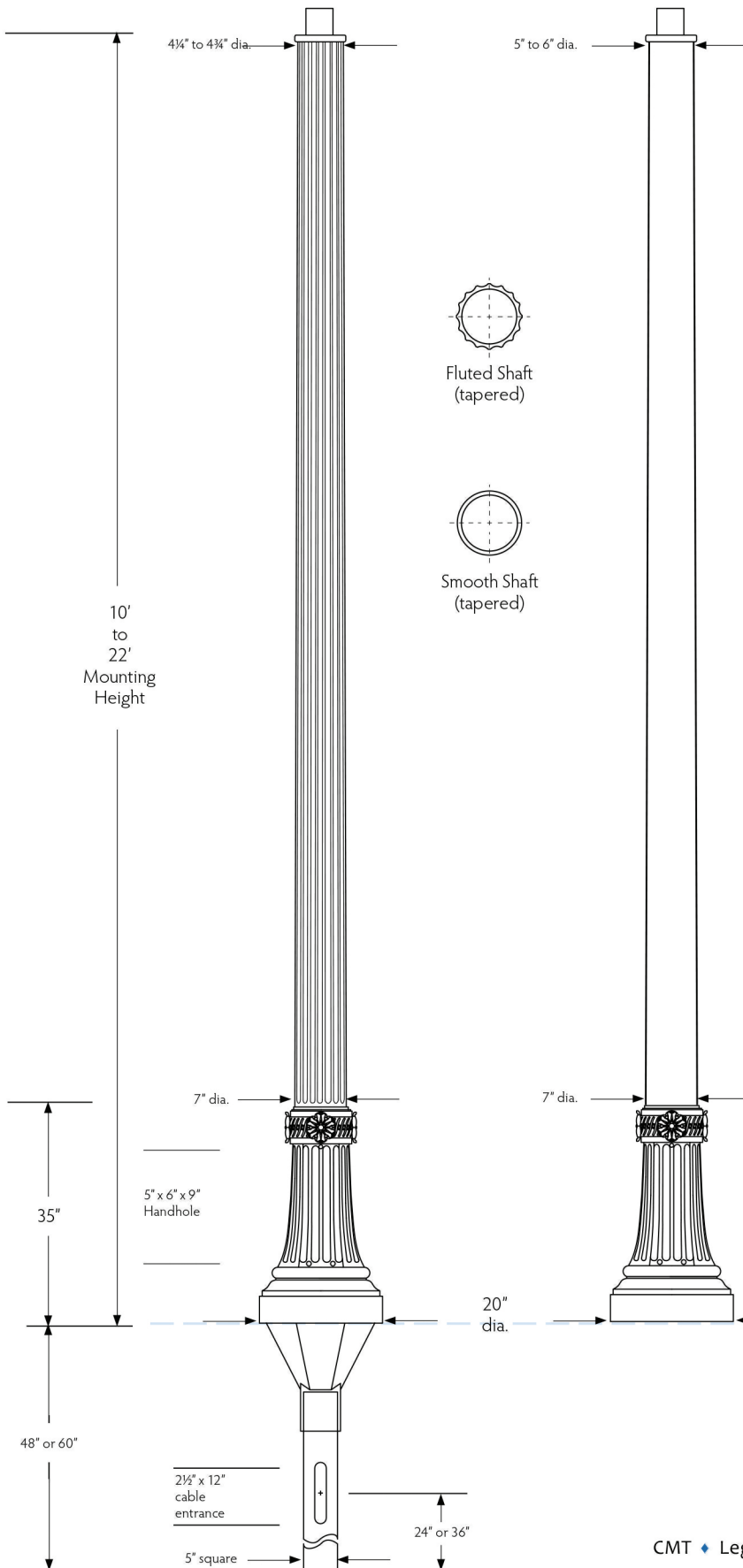
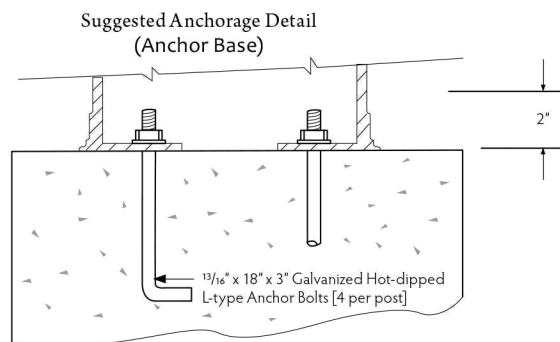


20" Promenade Style, 20" x 35"



-  Fiberglass reinforced composite, virtually maintenance free
-  One-piece construction, non-conductive
-  Superior wind, loading, and environmental tolerance
-  Anchor Base or Direct Burial mounting
-  Smooth or fluted tapered shafts
-  Standard or architectural colors available, or any color can be matched
-  Gloss or semi-gloss finishes standard; aggregate and custom finishes available
-  Mounting heights of 10 to 22 feet
-  Standard 3" x 3" dia. aluminum tenon for luminaire mounting (2 3/8" also available)





OPTIONS

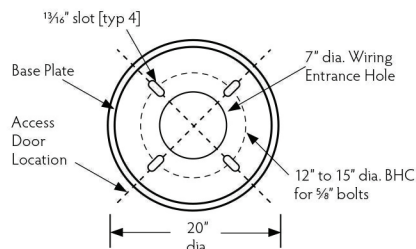
Weatherproof **receptacle** mounted 12" from top of pole, 90° clockwise from handhole: add **"GFI"** to the catalog number.

Banner **arms**, flag **brackets**, **luminaires**, and other **attachments** are available. Contact plant.

Decorative Twin-Fixture Crossarm (Catalog number LDBH-2) add **"A1"** to pole catalog number.

Detachable **Composite Burial Foot** permits direct burial of foot prior to mounting. Matching **Bollard** also available. Contact plant.

20" Promenade Anchor Bolt Pattern Detail



How to Order

Series: L=Legacy

Style Name	Mounting Height (ft.)	Color	Shaft
PR20= 20" Promenade	10' to 22'	2=Dk Bronze 3=Black 6=Green 0=Specify (supply color chip with order)	S=Tapered Smooth F=Tapered Fluted

How to Specify

Description: The pole shaft and base (and mounting flange) shall all be molded of non-corroding fiberglass reinforced composite, pigmented throughout, and finished in the same color as specified. The (fluted) shafts shall be tapered and formed with 16 flutes separated by semi-flat ribs. The (smooth) shafts shall be centrifugal cast with a smooth, tapered surface. The base shall be shaped similar to CMT 20" Promenade style **LPR20A** (anchor base) / **LPR20B** (direct burial).

Dimensions: The pole shall be 10 to 22 feet mounting height with a 20-inch diameter base. A 3" diameter by 3" high aluminum tenon shall be provided for luminaire mounting. (Direct Burial) The direct burial foundation shall be 48" (60") overall length and provided with a 2.5" x 12" conductor entrance centered 24" (36") from the bottom of the direct burial base. (Anchor Base) The internal mounting flange shall be provided with four 1 3/16" slots to accommodate 4 anchor bolts 5/8" x 18" x 3" in a 12" to 15" bolt circle.

Construction: The shaft shall be round with a uniform taper along the fluted (smooth) shaft. A handhole with a weather resistant cover shall be provided in the base for wiring access and (if anchor base) anchorage. The opening shall be no smaller than 5" wide at the top by 6" at the bottom by 9" high. The cover shall be made of fiberglass reinforced composite and shall bear the manufacturer's name. The cover shall be attached with 3 stainless steel flat countersunk hex socket head screws. Threaded inserts shall be incorporated in the pole base.

The (anchor base) mounting flange shall be molded in one piece of fiberglass reinforced composite with a minimum thickness of 1/2" and shall be permanently bonded flush to the bottom of the base. Each pole shall be finished with a weather resistant polyurethane having a minimum dry film thickness of 1.5 mils.

EPA and Wind Rating

CMT 20" Promenade style poles are engineered to withstand at least 100 mph wind forces, with luminaires up to 6.2 EPA (sq. ft.) weighing up to 150 pounds. Many other loading options are available. For other loading requirements, contact the plant.



145 Wood Street, Estill, SC 29918
803-625-3131 • 800-416-4276 • Fax: 803-625-4722
www.cmt-poles.com

All dimensions and specifications nominal, and subject to change without notice or obligation. Please contact plant before site preparation begins.