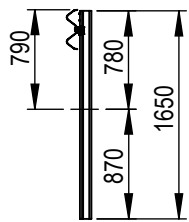
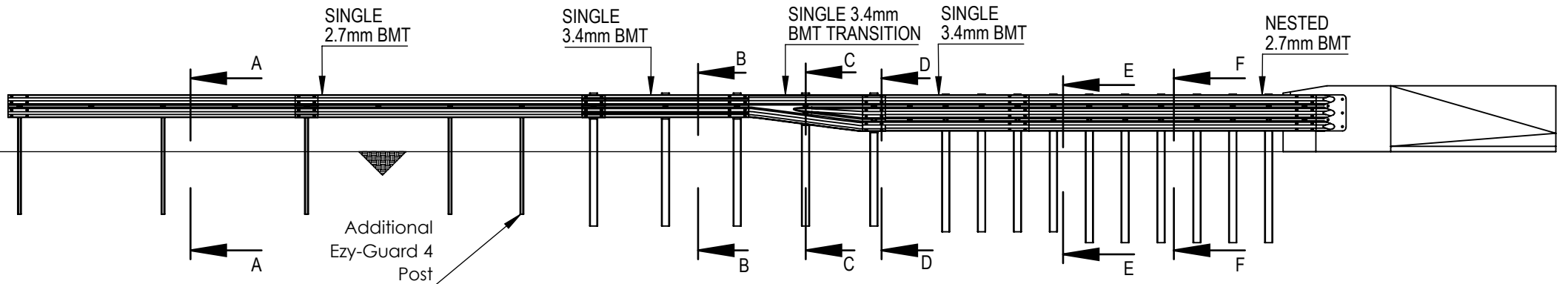
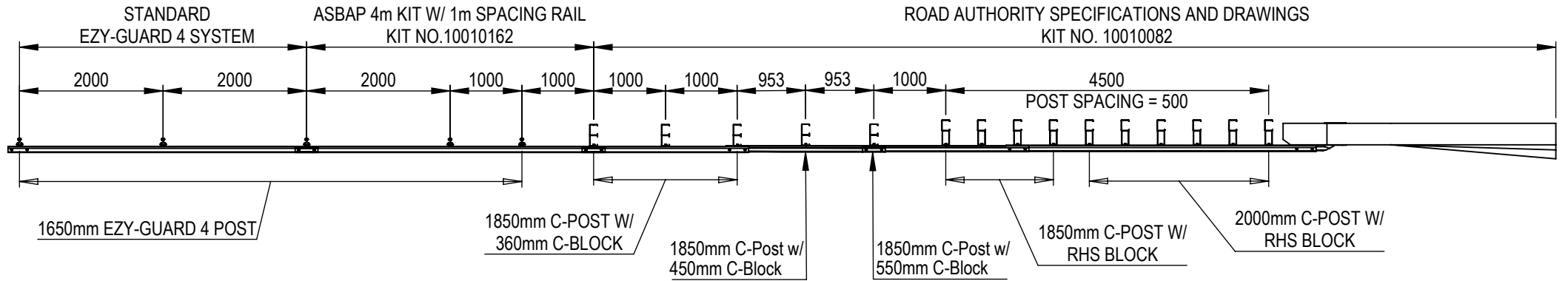
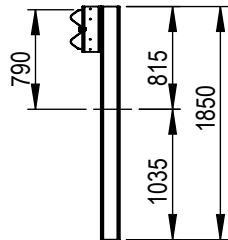


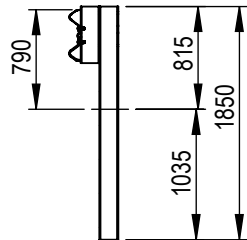
TO BE INSTALLED IN ACCORDANCE WITH LOCAL ROAD AUTHORITY SPECIFICATIONS AND DRAWINGS
KIT NO. 10010082



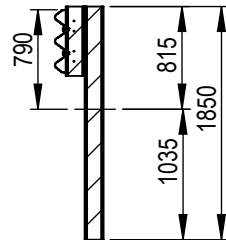
SECTION A-A
Ezy-Guard 4 Post



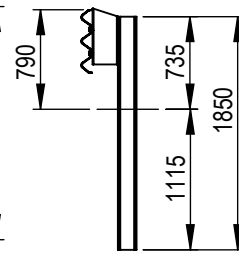
SECTION B-B
1850mm C-Post w/
360mm C-Block



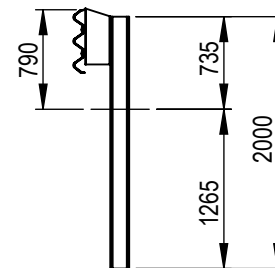
SECTION C-C
1850mm C-Post w/
450mm C-Block



SECTION D-D
1850mm C-Post w/
550mm C-Block



SECTION E-E
1850mm C-Post w/
RHS Block



SECTION F-F
2000mm C-Post w/
RHS Block

- NOTES:
- TO BE READ IN CONJUNCTION WITH RELEVANT STATE ROAD AUTHORITY DRAWINGS AND SPECIFICATIONS
 - LHS **APPROACH** CONFIGURATION

FOLDER: F:\ENGINEERING\3. CURRENT DRAWINGS\COMPONENT DRAWINGS\SSLDRAWING\1. SOLID MODEL\ASBAP TRANSITIONS

REV.	DATE	DESCRIPTION	drawn	checked	APPROVED

DRAWING NUMBER	REFERENCE DRAWINGS

NAME	DATE
DRAWN KZ	11-04-2022
CHECKED LG	11-04-2022
APPROVED LG	24-05-2022
SCALE	1:78
ISSUE FOR	

INGAL CIVIL PRODUCTS
A valmont COMPANY

DRAWING AND CONTENTS ARE COPYRIGHT TO
INGAL CIVIL PRODUCTS AND CAN ONLY BE USED
WITH PRIOR WRITTEN CONSENT FROM INGAL CIVIL
PRODUCTS

57-45 AIRDS ROAD
MINTO, N.S.W 2566

PH: +61 2 9827 3333
www.ingalcivil.com.au

PROJECT ASBAP TRANSITION	INGAL CIVIL PRODUCTS PART No. 10010082
TITLE ASBAP TRANSITION TO EZY-GUARD 4 - LHS APPROACH	DRAWING No. EZY-SM-148