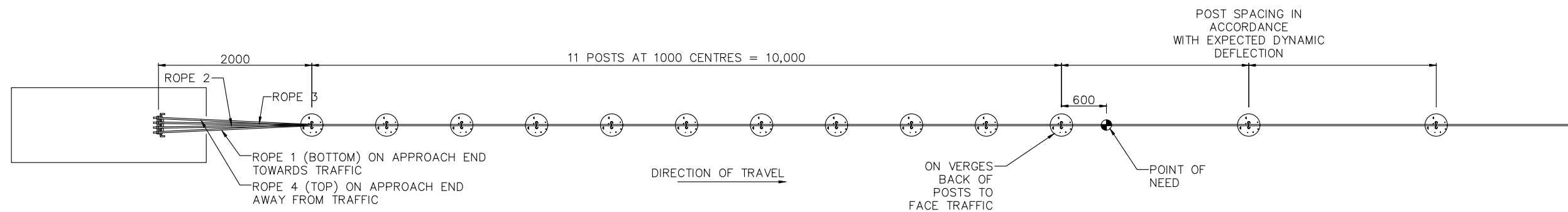
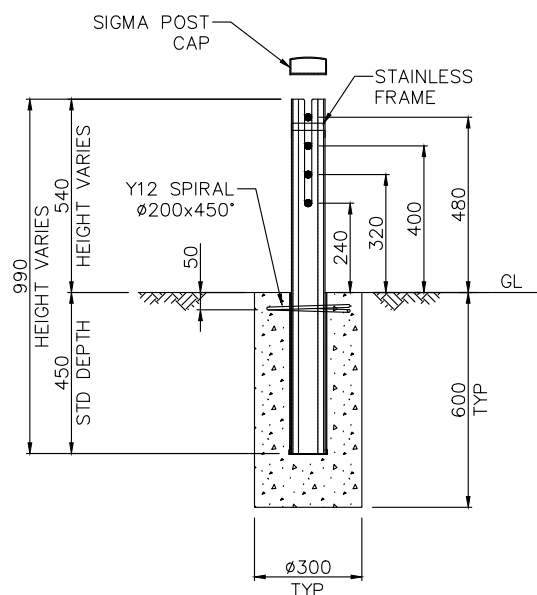


**ELEVATION**

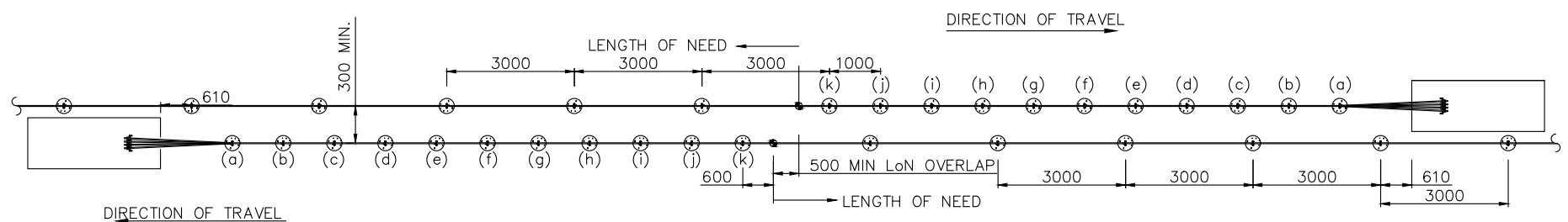


**PLAN**

ITEM No.	POST LENGTH
a	748
b	798
c	846
d	894
e	942
f	990
g	1038
h	1086
i	1134
j	1182
k	1230



**SECTION A**  
NTS



**INTERMEDIATE ANCHOR GENERAL ARRANGEMENT**  
(DIMENSIONS INDICATIVE OF 3.0m BARRIER POST SPACING)

**NOTES:**

- DIMENSIONS SHOWN ARE IN mm UNLESS OTHERWISE STATED.
- THE FLEXFENCE TL3 TERMINAL HAS BEEN APPROVED BY THE US FEDERAL HIGHWAY ADMINISTRATION AS CONFORMING TO NCHRP REPORT 350 TEST LEVEL 3 (TL3) IN A 3 ROPE AND A 4 ROPE CONFIGURATION.
- THE USE OF A 3 ROPE CONFIGURATION REQUIRES THE OMITANCE OF THE SECOND FROM BOTTOM CABLE.
- LENGTH OF NEED OVERLAP FOR INTERMEDIATE ANCHOR TO BE 500mm FOR A FLEXFENCE INSTALLATION WITH A POST SPACING OF 3m.\*
- DISTANCE BETWEEN TERMINALS SHOULD BE GREATER THAN OR EQUAL TO ITS DYNAMIC DEFLECTION.\*

\* CONTACT YOUR ICP REPRESENTATIVE WHEN SITE GEOMETRIES ARE RESTRICTIVE TO THESE GUIDANCES.

REV	DATE	DESCRIPTION	DRAWN	CHECKED	APPROVED
3	13-06-19	NOTES UPDATED, DIMENSIONS CORRECTED.	VB	LG	LG
2	05-04-19	POST SPACINGS CORRECTED	VB	LG	LG
1	16-01-17	NOTE 5 ADDED	MC	LG	LG

REV	DATE	DESCRIPTION	DRAWN	CHECKED	APPROVED

NAME	DATE
DRAWN MC	18-10-16
CHECKED LG	18-10-16
APPROVED LG	18-10-16
SCALE N.T.S. @ A3	
ISSUE FOR INFORMATION ONLY	

DRAWING AND CONTENTS ARE COPYRIGHT TO INGAL CIVIL PRODUCTS AND CAN ONLY BE USED WITH PRIOR WRITTEN CONSENT FROM INGAL CIVIL PRODUCTS  
57-65 AIRDS ROAD MINTO, N.S.W 2566 PH. +61 2 9827 3333 www.ingalcivil.com.au

PROJECT	SAFENCE WIRE ROPE SAFETY BARRIER	INGAL CIVIL PRODUCTS PART No.
TITLE	TL3 END TERMINAL	DRAWING No. WR-STD-050-NZ