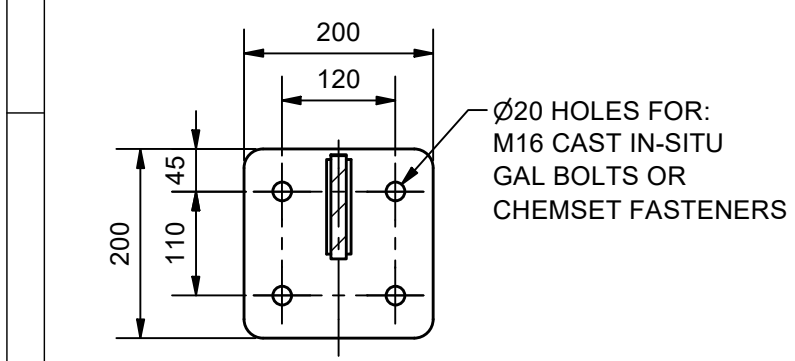
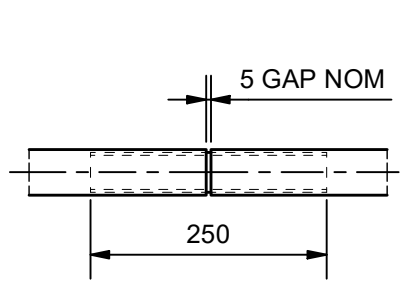


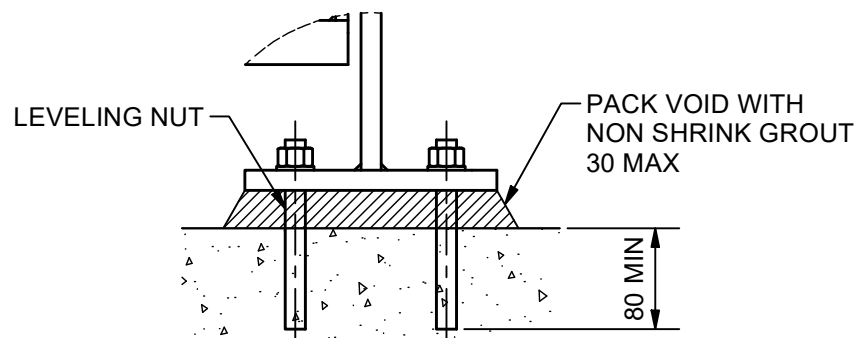
ELEVATION VIEW



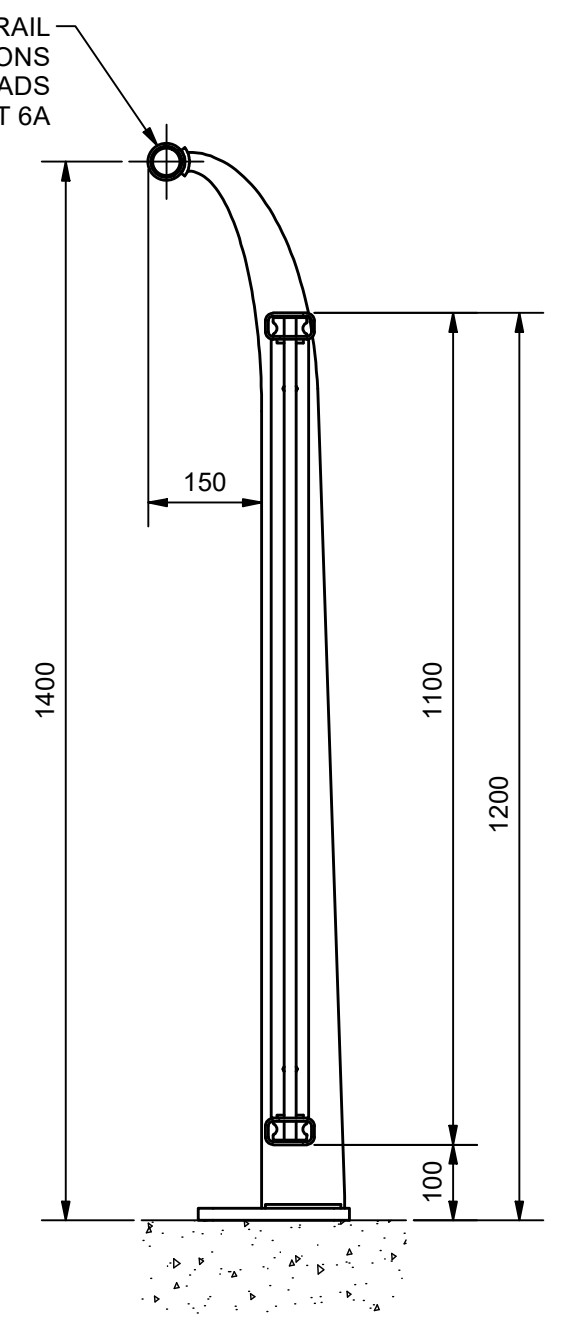
SECTION B-B
TYPICAL BASE PLATE DETAIL
PLATFORM AND SIDE STANCHIONS



DETAIL 1
TYPICAL SLIP JOINT
FIX ONE SIDE WHEN SPANNING
EXPANSION JOINT



DETAIL 2



SECTION A-A

NOTES:

1. MONOWILLS LINK AS5100 BARRIER IS DESIGNED TO MEET THE STATIC LOAD & DEFLECTION REQUIREMENTS OF PEDESTRIAN BARRIERS AS/NZS 5100.2-2017 CLAUSE 12.5 & NZTA BRIDGE MANUAL CLAUSE B6.4, WHEN MANUFACTURED IN ACCORDANCE TO WEBFORGE MANUFACTURING PROCEDURE. NZL PS1 AVAILABLE ON REQUEST.
2. WHERE THE AUTHORITY REQUIRES PEDESTRIAN BARRIERS TO RESTRAIN CROWDS OR PEDESTRIANS UNDER PANIC CONDITIONS AND/OR NZTA, THE MONOWILLS LINK AS5100 BARRIER CAN BE ADJUSTED TO MEET HIGHER LOADS UNDER WEBFORGE REVIEW AND INSTRUCTION - REFER OPTIONAL INTERMEDIATE SUPPORT.
3. MONOWILLS LINK AS5100 BARRIER IS DESIGNED TO MEET THE DIMENSIONAL AND FUNCTIONAL REQUIREMENTS OF THE FOLLOWING STANDARDS WHEN SPECIFIED:
 - a. VELOCITY RAIL - AS PER SHARED PATH RECOMMENDATIONS PUBLISHED IN AUSTRADS - GUIDE TO ROAD DESIGN PART 6A
 - b. BALUSTRADE - AS PER DIMENSIONAL REQUIREMENTS FOR ANTI-CLIMB AND FALL FROM HEIGHT PROTECTION IN NCC VOLUME 2
 - c. HANDRAIL - N/A ON THIS CONFIGURATION
4. MONOWILLS LINK AS5100 BARRIER IS SUPPLIED IN HDG MILD STEEL. VELOCITY PIPE, HANDRAIL PIPE & KICKPLATE CAN BE UPGRADED TO STAINLESS STEEL ON REQUEST.
5. CUSTOMER TO NOMINATE PREFERRED FOOTING / FIXING (PLATFORM MOUNT / SIDE MOUNT)
6. PROTECTION TREATMENT AND PAINT SYSTEMS TO BE IN ACCORDANCE WITH CLIENT REQUIREMENTS

DRAWING DISCLAIMER:
WEBFORGE PROVIDES THE INFORMATION CONTAINED IN THIS DRAWING AS A GUIDE FOR YOUR INFORMATION ONLY. WEBFORGE HAS TAKEN REASONABLE CARE TO ENSURE THE ACCURACY OF THE INFORMATION AT THE TIME OF PRODUCTION. WEBFORGE EXPRESSLY DISCLAIMS ALL LIABILITY WHATSOEVER FOR (INCLUDING ANY DIRECT OR INDIRECT LOSS OR DAMAGE, COSTS OR EXPENSES HOWSOEVER INCURRED BY ANY PERSON) RELIANCE ON THE WHOLE OR ANY PART OF THE INFORMATION CONTAINED IN OR OMITTED FROM THIS DRAWING. WEBFORGE RESERVES THE RIGHT TO MAKE TECHNICAL CHANGES WITHOUT NOTICE.



2	ENTIRE DRAWING REVISED	14/09/22	AJM
1	NOTE 1 REVISED	17/06/21	AJM
0	ISSUED FOR PUBLICATION	25/11/20	AJM
REV	DESCRIPTION	DATE	DRAWN
 PROJECTION DO NOT SCALE ALL DIMENSIONS IN mm U.N.O.	DRAWN	LBA	CLIENT WEBFORGE LOCKER PRODUCT AS5100 PEDESTRIAN BARRIER VELOCITY ASSEMBLY DRAWING NUMBER BRVL-EX-001
	DRAWN DATE	02OCT20	
	APPROVED	MT	
	APPROVED DATE	02OCT20	
 A valmont COMPANY		SHEET	REV
		1 OF 1	2