


INGAL **EPS**

A **valmont** COMPANY



Floodlighting Poles





>> Australia's leading manufacturer of quality pole products with representation in every state and territory.

INGAL **EPS**

A **valmont**  COMPANY



INGAL EPS is a division of Industrial Galvanizers Corporation Pty Ltd which is ultimately owned by Valmont Industries Inc. Actively involved in the Australian pole market since 1969, INGAL EPS has strived to continuously lead the industry in research, design, innovation, quality of product and quality of service. Establishing industry benchmarks such as the Seesaw pole, 60km/h and 110km/h Impact Absorbing poles and the largest steel poles ever installed in both Australia and New Zealand.

The company employs around 150 staff and has offices located in every state and territory of Australia and on the North Island of New Zealand. With manufacturing facilities in Brisbane and Perth and full access to three modern facilities in China owned by Valmont Industries Inc, INGAL EPS is well positioned to meet the broad requirements of the pole market. Due to our extensive experience, national coverage, resources and manufacturing capacity we have the ability to provide the most comprehensive product range available.

The INGAL EPS product range includes:

- Street Lighting poles
- Floodlighting poles
- Power poles
- Lowering Systems, for ease of maintenance
- Special Application poles including banner poles, camera poles, traffic signal and communication poles
- Services & Accessories providing individual design, drafting, installation and accessories including foundation materials, adaptors, headframes and cross arms.

With our dedicated design service, material control, quality assured manufacturing processes and after sales service, INGAL EPS has established itself as Australasia's largest pole supplier. INGAL EPS has over four decades of experience leading the industry in Australia and our ever improving product range and expanded manufacturing resources will continue to ensure we're at the cutting edge of providing new and innovative solutions to a growing and ever more demanding market.



Mall

The simple design component of the Mall range is ideal for carpark, mall and pathway floodlighting. Mall poles are of a circular parallel pipe construction and are best suited for post top luminaires.

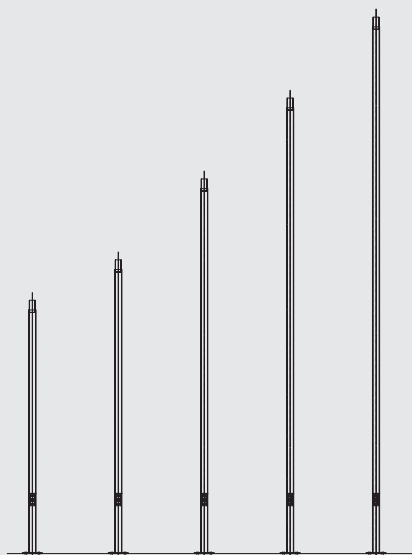
Options and Accessories

- Mall poles are base plate mounted as standard but can be designed for in-ground mounting
- The poles are hot dip galvanized and can be powder coated or painted in the colour of your choice
- The range is available in circular hollow section (CHS) only
- Standard mounting heights are 3m to 6.5m
- The standard poles are depicted on this product sheet
- Luminaire adaptors
- Preassembly
- Pre cabling
- Installation.

Product Codes For more information, please refer to the Technical Data Sheet.

Mall				
3m	3.5m	4.5m	5.5m	6.5m
FMM3F	FMM35F	FMM45F	FMM55F	FMM65F
FMH3F	FMH35F	FMH45F	FMH55F	FMH65F

F=Floodlighting M=Mall M=Medium Duty H=Heavy Duty F=Flange Mounted (Base Plate)



Standard Mall Poles

Court

The Court range is commonly used for floodlighting tennis and basketball courts, schools and carparks. The design of the square parallel tube pole caters for applications where architecturally a square profile is preferred to suit the mounting of rectangular luminaires, such as the shoebox type lighting fixture.

Options and Accessories


- Court poles are base plate mounted as standard but can be designed for in-ground mounting
- The poles are hot dip galvanized and can be powder coated or painted in the colour of your choice
- The range is available in square hollow section (SHS) only
- Standard mounting heights are 4m to 10m
- The standard poles are depicted on this product sheet, however they can be designed for different heights
- Luminaire adaptors
- Preassembly
- Pre cabling
- Installation.

Product Codes

For more information, please refer to the Technical Data Sheet.

Court				
4m	5m	6m	8m	10m
FCL4F	FCL5F	FCL6F	FCL8F	FCL10F
FCM4F	FCM5F	FCM6F	FCM8F	FCM10F
			FCH8F	FCH10F
				FCX10F

F=Floodlighting C=Court L=Light Duty M=Medium Duty H=Heavy Duty X=Extra Heavy Duty F=Flange Mounted (Base Plate)



Standard Court Poles





Boulevard

The Boulevard range of Floodlighting Poles are the most flexible in terms of design. Ideally suited for medium sized floodlighting requirements such as commercial developments and recreational area applications, the range is available in tapered octagonal and tapered round poles. The range has been designed to allow for greater luminaire control gear space in the base of the pole, in order to accommodate multiple lighting fixtures.

Options and Accessories

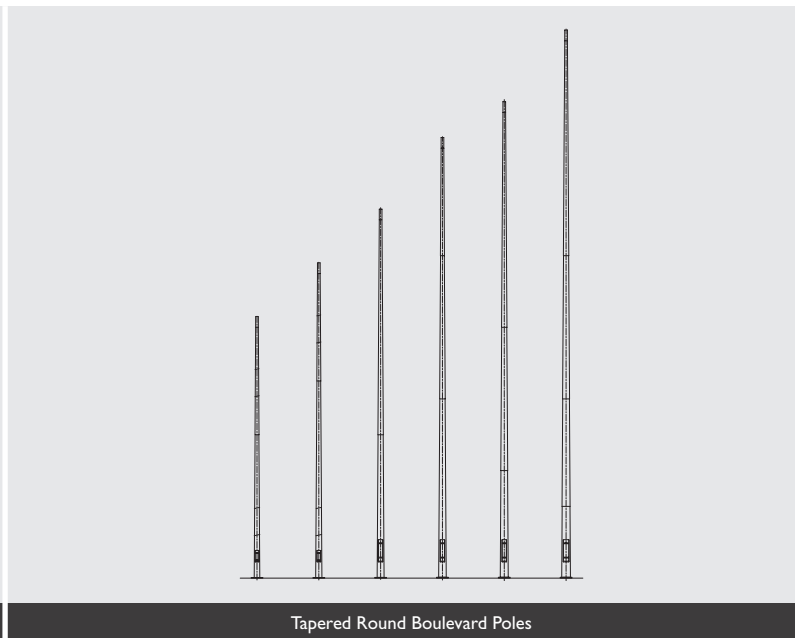
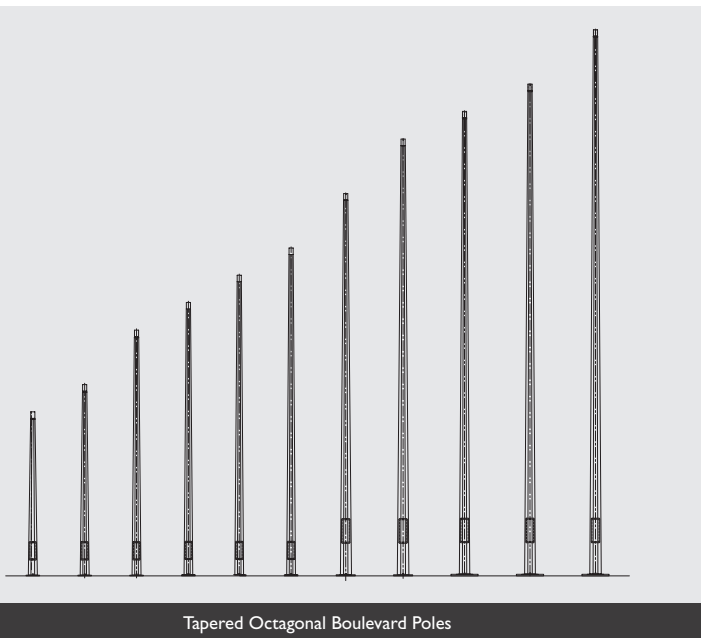
- Boulevard poles are base plate mounted as standard but can be designed for in-ground mounting
- The poles are hot dip galvanized and can be powder coated or painted in the colour of your choice
- The standard poles are depicted on this product sheet, however they can be designed for different heights
- Tapered octagonal Boulevard Poles are available in a Seesaw configuration, refer to the Lowering Systems brochure
- Preassembly
- Pre cabling
- Installation.

Product Codes For more information, please refer to the Technical Data Sheet.

Boulevard (Tapered Octagonal)										
3m	3.5m	4.5m	5.5m	6m	7m	8m	8.5m	9m	10m	12m
FBM3F	FBM35F	FBM45F	FBM55F	FBM6F	FBM7F	FBM8F	FBM85F	FBM9F	FBM10F	FBM12F

Boulevard (Tapered Round)								
3m	4.5m	6m	7m	8.5m	10m	12m	13m	15m
FBM3FR	FBM45FR	FBM6FR	FBM7FR	FBM85FR	FBM10FR	FBM12FR	FBM13FR	FBM15FR

F=Floodlighting B=Boulevard M=Medium Duty F=Flange Mounted (Base Plate) R=Tapered Round



Park

The Park range is suitable for large commercial applications such as floodlighting for sporting ovals and golf driving ranges. The design of this range allows for multiple lighting fixtures to be accommodated.

Options and Accessories

- Park poles are base plate mounted as standard but can be designed for in-ground mounting
- The poles are hot dip galvanized and can be powder coated or painted in the colour of your choice
- The poles are available in tapered round and tapered octagonal
- Standard mounting heights are 3m to 20m in tapered round and 8m to 30m in tapered octagonal
- The standard poles are depicted on this product sheet, however they can be designed for different heights
- Tapered octagonal Park Poles are available in a Seesaw configuration, refer to the Lowering Systems brochure
- Additional access doors
- Luminaire Adaptors, Cross Arms, Headframes and Lightning Protection Rods
- Climbing rungs can be attached to the pole commencing at 6m
- Lad Saf[®] system commencing at 6m
- Lamping platform
- Preassembly
- Pre cabling
- Installation.


Product Codes

For more information, please refer to the Technical Data Sheet.

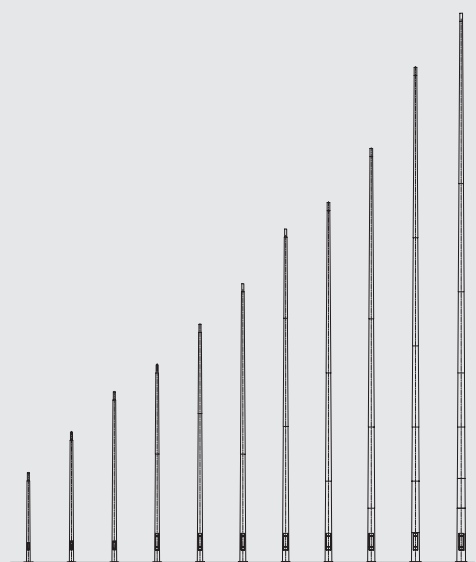
Park (Tapered Octagonal)										
8m	9m	10m	12m	15m	18m	20m	22m	25m	27m	30m
FPL8F	FPM9F	FPL10F	FPL12F	FPL15F	FPLL18F	FPLL20F	FPL22F	FPLL25F	FPLL27F	FPLL30F
		FPM10F	FPM12F	FPM15F	FPL18F	FPL20F		FPL25F	FPL27F	FPL30F
		FPH10F	FPH12F	FPH15F	FPM18F	FPM20F		FPM25F	FPM27F	FPM30F
						FPH20F				

Park (Tapered Round)										
3m	4.5m	6m	7m	8.5m	10m	12m	13m	15m	18m	20m
FPM3FR	FPM45FR	FPM6FR	FPM7FR	FPM85FR	FPM10FR	FPM12FR	FPM13FR	FPM15FR	FPM18FR	FPM20FR
									FPH18FR	FPH20FR

F=Floodlighting P=Park LL= Extra Light Duty L=Light Duty M=Medium Duty H=Heavy Duty F=Flange Mounted (Base Plate) R=Tapered Round



Standard Tapered Octagonal Park Poles



Standard Tapered Round Park Poles





www.hoyts.com.au
entertainment to the MAXXI

Hoyts
CINEMAS

REXEL
ELECTRICAL

AUSTRALIA
SUPPLIES

The West Aus

Track

The Track range is most suited for stadium floodlighting where optimum lighting specifications need to be achieved. Designed with 16 sides for greater strength, the poles in this range can accommodate larger than normal sail areas to attain your lighting requirements.


Options and Accessories

- Track poles are base plate mounted as standard but can be designed for in-ground mounting
- The poles are hot dip galvanized and can be powder coated or painted in the colour of your choice
- The poles are available in tapered 16 sided
- Standard mounting heights are 6m to 30m
- The standard poles are depicted on this product sheet, however they can be designed for different heights
- Additional access doors
- Luminaire Adaptors, Cross Arms, Headframes and Lightning Protection Rods
- Climbing rungs can be attached to the pole commencing at 6m
- Lad Saf® system commencing at 6m
- Lamping platform
- Preassembly
- Pre cabling
- Installation.

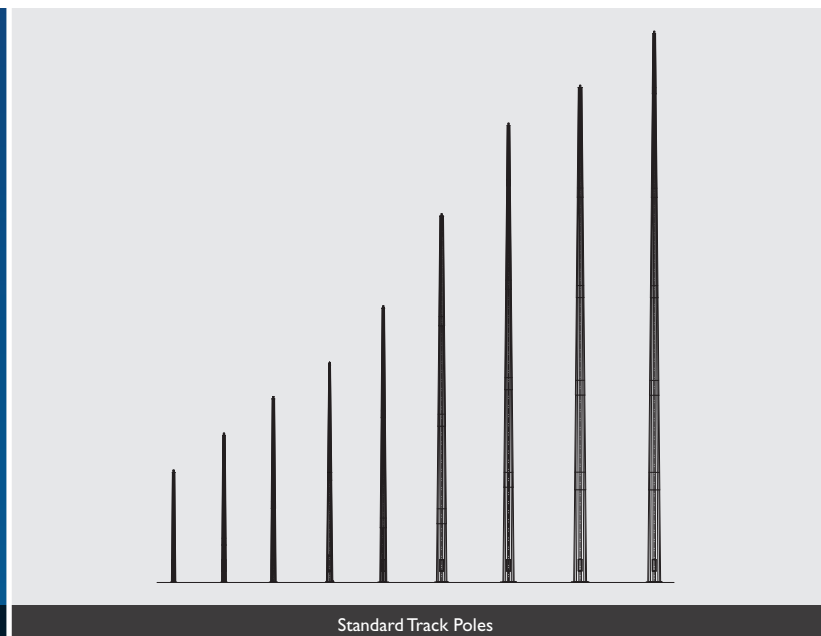
Product Codes For more information, please refer to the Technical Data Sheet.

Track								
6m	8m	10m	12m	15m	20m	25m	27m	30m
FTM6F	FTM8F	FTM10F	FTM12F	FTL15F	FTL20F	FTM25F	FTM27F	FTM30F
				FTM15F	FTM20F	FTH25F	FTH27F	FTH30F
					FTH20F			

F=Floodlighting T=Track L=Light Duty M=Medium Duty H=Heavy Duty F=Flange Mounted (Base Plate)



Lamping Platform



Standard Track Poles

Technical Information

NOMINAL HEIGHT (m)	CATALOGUE No.	POLE DIAMETER		DOOR SIZE L x W (mm)x(mm)	BOLTS
		TOP (mm)	BOT. (mm)		
Mall					
3	FMM3F	76	76	100 x 40	4M20@233
3	FMH3F	90	90	100 x 50	4M20@233
3.5	FMM35F	76	76	100 x 40	4M20@233
3.5	FMH35F	90	90	100 x 50	4M20@233
4.5	FMM45F	76	76	100 x 40	4M20@233
4.5	FMH45F	90	90	100 x 50	4M20@233
5.5	FMM55F	76	76	100 x 40	4M20@233
5.5	FMH55F	90	90	100 x 50	4M20@233
6.5	FMM65F	76	76	100 x 40	4M20@233
6.5	FMH65F	90	90	100 x 50	4M20@233

The maximum allowable sail areas include 100kg for every 1 m² or part thereof. A complete range of luminaire mounting hardware and accessories is available to suit these columns.

These columns are not recommended to be supplied with climbing rungs.

Court					
4	FCL4F	100	100	210 x 60	4M20@233
4	FCM4F	125	125	210 x 60	4M20@233
5	FCL5F	100	100	210 x 60	4M20@233
5	FCM5F	125	125	210 x 60	4M20@233
6	FCL6F	100	100	210 x 60	4M20@233
6	FCM6F	125	125	210 x 60	4M20@233
8	FCL8F	100	100	210 x 60	4M20@233
8	FCM8F	125	125	210 x 60	4M20@350
8	FCH8F	150	150	210 x 60	4M24@350
10	FCL10F	100	100	210 x 60	4M20@233
10	FCM10F	125	125	210 x 60	4M20@350
10	FCH10F	150	150	210 x 60	4M24@350
10	FCX10F	150	150	210 x 60	4M30@350

These columns are not recommended to be supplied with climbing rungs.

NOMINAL HEIGHT (m)	CATALOGUE No.	POLE DIAMETER		DOOR SIZE L x W (mm)x(mm)	BOLTS
		TOP (mm)	BOT. (mm)		
Boulevard (Tapered Octagonal)					
3	FBM3F	75	165	295 x 110	4M20@233
3.5	FBM35F	75	165	295 x 110	4M20@233
4.5	FBM45F	75	165	295 x 110	4M20@233
5.5	FBM55F	75	165	295 x 110	4M20@233
6	FBM6F	75	165	295 x 110	4M20@233
7	FBM7F	75	191	410 x 130	4M24@350
8	FBM8F	75	212	410 x 130	4M24@350
8.5	FBM85F	75	191	410 x 130	4M24@350
9	FBM9F	75	198	410 x 130	4M24@350
10	FBM10F	75	212	410 x 130	4M24@350
12	FBM12F	75	230	410 x 130	4M24@350

Boulevard (Tapered Round)					
3	FBM3FR	75	113	250 x 65	4M20@350
4.5	FBM45FR	75	132	250 x 65	4M20@350
6	FBM6FR	75	150	300 x 100	4M20@350
7	FBM7FR	75	155	300 x 100	4M20@350
8.5	FBM85FR	75	174	600 x 115	4M20@350
10	FBM10FR	75	193	600 x 115	4M24@350
12	FBM12FR	75	211	600 x 115	4M24@350
13	FBM13FR	75	223	600 x 115	4M24@350
15	FBM15FR	75	243	600 x 150	4M30@350

These columns are not recommended to be supplied with climbing rungs.

Technical Information

NOMINAL HEIGHT (m)	CATALOGUE No.	POLE DIAMETER		DOOR SIZE L x W (mm)x(mm)	BOLTS
		TOP (mm)	BOT. (mm)		
Park (Tapered Round)					
3	FPM3FR	100	138	250 x 65	4M20@350
4.5	FPM45FR	100	156	300 x 100	4M20@350
6	FPM6FR	100	175	300 x 100	4M20@350
7	FPM7FR	100	181	600 x 115	4M24@350
8.5	FPM85FR	100	199	600 x 115	4M24@350
10	FPM10FR	100	218	600 x 115	4M24@350
12	FPM12FR	100	236	600 x 150	4M24@350
13	FPM13FR	100	249	600 x 150	4M30@350
15	FPM15FR	100	268	600 x 150	4M30@350
18	FPM18FR	100	295	600 x 150	4M30@500
18	FPH18FR	100	292	600 x 150	4M30@500
20	FPM20FR	100	320	600 x 150	4M30@500
20	FPH20FR	100	317	600 x 150	4M30@500

Park (Tapered Octagonal)					
8	FPL8F	65	250	600 x 150	4M20@350
9	FPM9F	94	266	610 x 190	4M24@350
10	FPL10F	86	252	600 x 150	4M24@350
10	FPM10F	75	266	610 x 190	4M24@350
10	FPH10F	75	268	610 x 190	4M30@350
12	FPL12F	65	259	600 x 150	4M24@350
12	FPM12F	75	266	610 x 190	4M24@350
12	FPH12F	75	268	610 x 190	4M30@350
15	FPL15F	86	267	600 x 150	4M30@350
15	FPM15F	75	266	610 x 190	4M30@350
15	FPH15F	75	268	610 x 190	4M30@350
18	FPLL18F#	75	314	610 x 190	4M30@500
18	FPL18F	125	368	610 x 190	4M36@500
18	FPM18F	125	370	610 x 190	8M30@500
20	FPLL20F#	75	342	610 x 190	4M30@500
20	FPL20F	96	368	610 x 190	4M36@500
20	FPM20F	96	370	610 x 190	8M30@500

NOMINAL HEIGHT (m)	CATALOGUE No.	POLE DIAMETER		DOOR SIZE L x W (mm)x(mm)	BOLTS
		TOP (mm)	BOT. (mm)		
Park (Tapered Octagonal)Continued					
20	FPH20F	98	370	610 x 190	8M30@500
22	FPL22F	106	370	610 x 190	8M30@500
25	FPLL25F#	96	433	610 x 190	12M30@640
25	FPL25F	152	480	610 x 190	12M30@640
25	FPM25F	182	511	610 x 190	16M30@680
27	FPLL27F#	96	462	610 x 190	12M30@640
27	FPL27F	152	509	610 x 190	12M30@640
27	FPM27F	182	527	610 x 190	16M30@680
30	FPLL30F#	96	496	610 x 190	12M30@640
30	FPL30F	152	542	610 x 190	16M30@680
30	FPM30F	182	571	610 x 190	16M30@710

The maximum allowable sail areas include 100kg for every 1 m² or part thereof. A complete range of luminaire mounting hardware and accessories is available to suit these columns.

These columns can be supplied with climbing rungs and a safety climb system, usually starting at 6 metres to restrict unauthorised access. (Except for those shown with #)

There is no allowance in the above maximum sail areas for the additional sail area from climbing rungs and safety climb system.

Track					
6	FTM6F	134	239	610 x 165	4M24@350
8	FTM8F	134	268	610 x 190	4M30@350
10	FTM10F	134	304	610 x 190	4M30@500
12	FTM12F	134	340	610 x 190	4M36@500
15	FTL15F	88	340	610 x 190	4M36@500
15	FTM15F	134	382	610 x 190	8M30@500
20	FTL20F	134	456	610 x 190	12M30@640
20	FTM20F	149	520	610 x 190	12M30@640
20	FTH20F	200	573	610 x 190	16M30@680
25	FTM25F	149	614	610 x 190	16M30@710
25	FTH25F	200	663	610 x 190	16M30@800
27	FTM27F	149	643	610 x 190	16M30@800
27	FTH27F	200	704	610 x 190	16M36@860
30	FTM30F	149	704	610 x 190	16M30@800
30	FTH30F	200	750	610 x 190	16M36@860



>> STREET LIGHTING POLES >> FLOODLIGHTING POLES >> POWER POLES
>> LOWERING SYSTEMS >> SPECIAL APPLICATION POLES >> SERVICES & ACCESSORIES

To view our entire product range, or for the most up to date product information,
please visit our comprehensive on-line catalogue at www.ingaleps.com.au

INGAL **EPS**

A **valmont**  COMPANY



ABN 40 000 545 415
FREECALL 1800 623 302

sales@ingaleps.com.au
www.ingaleps.com.au
www.valmont.com